

FOLDING KENNEL

Shor-Line's Folding Kennel


Folding Kennel

Benefits:

Finally a kennel system that gives you flexibility! Perfect for rooms that become play areas during the day and need to expand to kennels for rest time or overnight stays. The kennels stay neatly against the wall until you pull them out, so they can become your overflow boarding during busy times. Our Folding Kennel gives you a wall of kennels when it is unfolded and then folds up against a wall to a 7-inch footprint.

Features:

- Mounting Post is constructed of 1" x 1½" galvanized Stainless Steel tubing.
- Gate frame and panel are constructed of welded 1" Stainless Steel square tubing and Stainless Steel wire mesh, with a 23½"W x 68"H door.
- The 6' high side panel framework is constructed of galvanized 1" square steel tubing and wire mesh. The lower 4' section utilizes Acrylic PVC applied to both sides to create an easy to clean isolation panel.
- Reinforced or concrete back wall must be used.
- Raised Floor System is constructed of 1" x 1" heavy duty galvanized steel tubing and Acrylic PVC. 1" square steel tube center supports are welded approximately every 6" to ensure stability and support.
- PVC panels are available in multiple colors.
- Specs: Available opening sizes: 36"W x 37"L or 48"W x 49"L.



Mount Post



Locking Pin for Floor

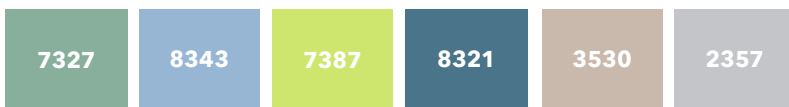


Top Latch

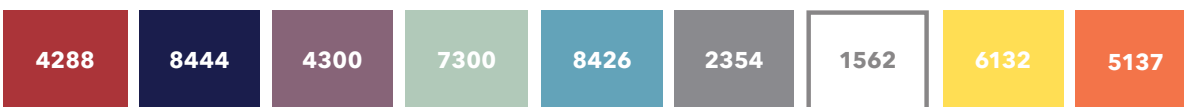


Bottom Connector

Standard Colors



Standard Colors



Floor Handle