

SHOR-LINE®

Feline Scale 905.0400.05

One Year Limited Warranty

Your Shor-Line Feline scale is warranted to the initial purchaser only to be free from defects in materials or labor for one year. If the product proves to be defective as described herein, Shor-Line will repair or replace the product, at Shor-Line's sole discretion, conditional upon customer's written notice of the defect with fifteen (15) days after its discovery and compliance with applicable return procedures as set forth in Shor-Line's Terms and Conditions. Shor-Line's obligation is solely limited to repair or replacement of a defective product and in no event will Shor-Line be liable for any other expenses which may arise in connection with this limited warranty.

Shor-Line makes no other warranty or guarantee of any kind whatsoever, whether expressed or implied, statutory or otherwise including, but not limited to implied warranties of fitness and or merchantability. This limited warranty is subject to and limited by Shor-Line's Terms and Conditions

Customer will not modify, misapply, or misuse such products in any manner including one that would deviate from the products' intended use. Any repairs, alterations or service provided by anyone other than Shor-Line or its authorized representative may void this warranty. This limited warranty shall not apply to normal wear and tear, damage caused by accident, negligence, or improper operation. This limited warranty shall be void unless the products are installed, used and cared for in accordance with Shor-Line's instructions.

Under no circumstances shall Shor-Line be liable for any special liquidated, incidental or consequential damages. All other limitations of liability set forth in Shor-Line's Terms and conditions shall apply.

Intended Use

This device is intended to be used to weigh felines and dogs less than 44 lbs., and it may only be used for this purpose.

Thank you for choosing the Feline Scale. The scale comes complete with the following items: • Feline Scale • Removable weigh tray • 9V battery • User Guide

Technical Data

Maximum capacity:	44 lbs./20kg.
Minimum weight:	2.5 lbs./2 kg.
Operating temperature:	+10°C/50°F to +40°C/104°F

CAUTION

- Read through instructions prior to use. Check the safety function and the condition of the scale before placing a pet onto it.
- The scale is not intended to be used in potentially explosive areas.
- Protect the display from liquids because moisture can damage the display.
- Remove the battery if you are not using the scale for long periods.
- Avoid stacking materials or weights on the scale because it can damage it.
- Always weigh on a solid, secure surface. Accuracy is affected if the scale is tilted or set on carpet or other unsteady surfaces.
- Avoid air drafts, rapid temperature changes and direct sunlight which may affect the accuracy of the scale. Avoid high levels of heat, humidity, heavy soiling or excessive cleaning fluids.

Quick Start Guide

Step 1: Remove the Scale from the box and place on a solid, level surface

Step 2: Connect the 9V battery in the battery compartment on the base plate.

Step 3: Pull the feline tray forward from the back of the scale along the guide rail. This will ensure that the tray fits properly. The scale and tray should be one unit so that it will not separate during operation.

Step 4: Press the on/off/tare button once initially, and a test display, 8888 appears, followed by 0.00. Your Shor-Line precision scale has been preset for pounds. If you prefer kilograms, a switch at the bottom underneath the scale will toggle to kilograms. Your scale is now ready to weigh.

On/Off/Tare Switch

Press once to turn on the scale to weigh the pet.

The weight appears automatically after the pet is placed on the scale.

Taring is possible at any time.

Press the On/Off/Tare switch and place towels or other items on the scale, and then press the On/Off/Tare switch. The display will return to zero.

Total weight display.

Tare the weighing scale. Remove the pet. Total weight is displayed with a negative sign.

Turn off the display by pushing the On/Off/Tare switch.

The scale automatically shuts off after 2 minutes without use.

Assembly and Disassembly

The tray slides into place and remains locked in. You can release the tray by following these simple steps.

Sliding on the tray

Step 1: Place pet tray on the guide rails.

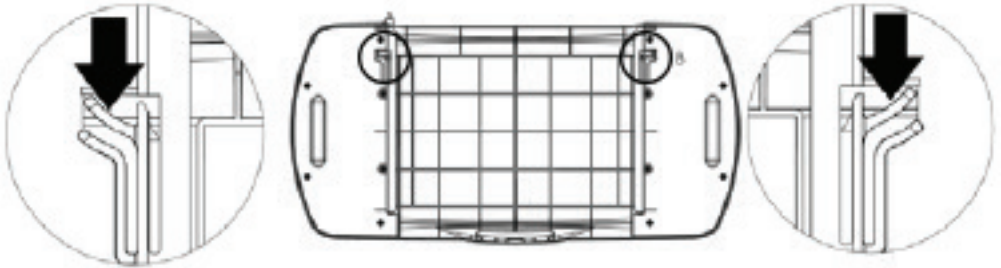
Step 2: Slide into position

Removing the tray

Step 1: Gently turn over the scale (preferably on a surface to prevent dropping).

Step 2: Loosen the hook-shaped slides on either side by squeezing.

Step 3: Slide the tray away from the readout.



Replacing the Battery

Step 1: Open the battery compartment on the bottom of the scale.

Step 2: Remove and properly dispose of the old battery. Replace with new battery.





Step 3: Close the battery compartment and turn over the scale.

Cleaning

Use a clean, non-abrasive damp cloth and a commercially available cleaning product. **Do not use** abrasive cleaners as they can damage the viewing surface.

- **Do not allow liquids to contact the display** as it could damage it. Use a dry towel to immediately remove liquids.
- **Do not spray cleaners or liquid** on the equipment. Wipe gently with a damp cloth.

Troubleshooting

Display	Causes	Remedy
	<p>Underload shows with dashes at the bottom of the display.</p>	<p>Switch the scale off and on again. The pet may be too small to weigh.</p>
	<p>Overload shows with dashes at the top of the display.</p>	<p>Remove the pet immediately. Switch the scale off and on again. The pet may weigh more than 44 lbs./20 kg.</p>
	<p>The battery is discharged.</p>	<p>Replace the battery.</p>
	<p>The scale is not on a stable surface, so it can't weigh.</p>	<p>Check the surface to be sure it is level. Look for items underneath the scale. If the message persists, call technical support.</p>
<p>If you continue to have problems, contact Shor-Line Technical Support at 800.444.1579 or 913.281.1500.</p>		